




**PA** Research Foundation  
**WHEN YOU GIVE**  
*you save*  
 2021 and 2022  
 Impact Report






# The incredible PA Hospital campus

**Princess Alexandra Hospital (PA) is one of Australia's leading academic and research centres, providing care in all major adult health specialties excluding obstetrics.**

The hospital is responsible for treating more than 100,000 cancer patients a year as well as numerous state-wide services including the Acquired Brain Injury Outreach Service, Queensland Spinal Cord Injury Service, Queensland Eye Bank and the Queensland Bone Bank.

The PA also has an aeromedical retrieval service, a major road accident response service and a major trauma retrieval service managed by our Emergency Department and Intensive Care Unit.

## Key information



- Co-located with the Translational Research Institute (TRI), Australia's most advanced medical research facility and a state of the art pharmaceutical facility
- Partner in the creation of the cervical cancer vaccine Gardasil
- Biggest liver transplant centre in the Southern Hemisphere
- Hosts one of only three life-saving Gamma Knife radiosurgery systems in Australia
- Home of the Australasian Kidney Trials Network
- Home of the Australian Prostate Cancer Research Centre of Queensland
- Home of the Queensland Bladder Cancer Initiative

# Thank you for making the PA your place to give



Thanks to our valued supporters, corporate partners, and the wider PA Hospital community, the past two years have been incredibly impactful for the PA Research Foundation and the patients we help.

I continue to be amazed by the generosity and dedication of those who make the PA their place to give, to help us save lives and provide the best possible care to our patients. The past two years have been no different.

This report is a snapshot of all we've been able to achieve thanks to our connection with you and to show you how when you have given, you have saved.

Strong relationships are at the core of what we do and who we are as an organisation, and your commitment to working with us to fund vital medical research, state of the art equipment, staff education and patient support initiatives is testament to the quality of your heart.

Each year you show us just how much you care about making a difference for others and leaving an

ongoing legacy of kindness, and for that we can't thank you enough.

When we have needed you, you have been there at every stage, whether that was to donate to an appeal, sponsor an event or raise funds with us on our most impactful day of the year, PA Giving Day.

Thank you for all your support and kindness over the last two years and most of all thank you for making the PA your place to give.

**Damian Topp**  
Chief Executive Officer

To hear more on the extraordinary impact of your giving direct from PA Research Foundation CEO Damian Topp email us at [general@pafoundation.org.au](mailto:general@pafoundation.org.au)

## Table of contents

Taylor's story.....	3
Hope is the greatest gift.....	4
Our Foundation Community.....	5
The power of giving.....	6
A lasting legacy – Robert and Janine Fiumara.....	6
Their place to give.....	7
Giving in your community.....	8
Novel research into aggressive breast cancer.....	9
Thank you for helping patients recover.....	10
Keeping families connected.....	10
PA a world leader thanks to you.....	11
Donors bring new hope for Amyloidosis patients.....	11
You help make our staff the very best.....	12
Training the surgeons of tomorrow.....	13
Get in touch.....	14

We acknowledge and pay respect to the Traditional Owners of the lands on which the PA Hospital campus stands.

# When you give you save

## Taylor's story

**You are a healthy 27-year-old with the prime of your life ahead of you, you see the doctor about what you believe to be lingering effects of the flu, and receive the news everyone fears. You have cancer.**

Then you find out it is not just cancer, but stage 4 bowel cancer. You are rushed from your home in Emerald to Mackay for emergency surgery to remove large sections of tumour from your bowel.

Surgery is followed by six months of gruelling chemotherapy which you are told has not worked, and your cancer has spread to several other areas of your body. You are told your options are palliative care, chemotherapy or being eligible for a trial.

You are accepted into a trial under the care of Dr Rahul Ladwa, and that trial saves your life.

This is Taylor Kirkwood's story and without the PA Hospital, Dr Ladwa, and the immunotherapy trial she was placed on, she would not be here to tell it.

More than two years on from the start of the trial, Taylor was given the amazing news from Dr Ladwa that there is currently no evidence of disease in her body.

The now 30-year-old said being told she had a stage 4 malignant adenocarcinoma came as quite a shock to both her and her now husband Joe, whom she married in August 2020.

"I didn't have any indication that anything was really wrong, until they sent me for a second CT scan," she said.

"About three o'clock the doctor came in. My partner and I were just sitting there, and we could just tell by his face that he wasn't going to give us good news. He just said, "You know, we don't normally say this straight away, but it's very obvious from your CT scans that you have cancer. You have a tumour in your bowel and it's quite advanced."

Taylor's cancer had spread throughout her body and due to a rare genetic mutation, the chemotherapy she endured following her surgery, failed to slow its progress.

Immunotherapy is the next tier of cancer therapeutics which use the body's own immune system to target and attack cancer cells, and upon learning of Taylor's case, Dr Ladwa believed she was a good candidate for an immunotherapy trial he was running. Taylor began the trial in September 2020 and completed treatment in July of 2022.

With Dr Ladwa funded by the Foundation in 2021 for another trial exploring why 50% of squamous cell carcinoma patients respond to immunotherapy, Taylor said she was eternally grateful to the Foundation's donors who make research like Dr Ladwa's possible.

"I remember when I had my very first appointment with Dr Ladwa before I had my first treatment, he gave me the results of my CT scan, they were really bad, I had cancer everywhere and in multiple organs and all through my lymph nodes.

"I asked him, 'Do I need to start worrying?' because I couldn't think of any other way to put it. He said, 'Ask me again in six months'."

**" I asked him in April, I said to him, 'Did you ever think we would get to this point?' And in his own way, he did say to me that no he didn't expect that we would get past that six-month mark.**

**He was quite concerned when he first met me, things were looking quite dire. I guess I could say that the PA Foundation funding and supporting Dr Ladwa's research has quite literally saved my life.**

Learn more about Taylor's amazing story and her connection with Dr Ladwa by heading to our YouTube page by **scanning the QR code here.**



Pictured: Taylor and her husband Joe

# Hope is the greatest gift

To everyday people diagnosed with cancer and other serious diseases and medical conditions, research is much more than scientists in lab coats, research is hope.

Hope for a future with their families and friends, hope to be free of pain and worry. Because of you, thousands of Australians have hope of one day being disease free and living out a long and healthy life.

Thanks to you we were able to fund 20 separate research projects in the last two years, advancing treatment options and giving fresh hope to patients diagnosed with a range of serious medical diseases and conditions. These included our key areas of breast, prostate and skin cancer as well as bladder cancer, liver disease, schizophrenia, kidney disease, lymphoedema and much more.

## Skin cancer

Your generosity has enabled us to continue our support of the ground-breaking research by the University of Queensland Dermatology Research Centre based on the PA campus, as they work toward their goal of 'A world without melanoma'. You also helped us to fund an important study by Associate Professor Pascal Duijf, into melanoma as well as squamous cell carcinoma research by PA Hospital Oncologist Dr Rahul Ladwa.

## Breast Cancer

The Foundation supported a number of breast cancer research projects over the last two years, including continuing our support of Associate Professor Fiona Simpson and the Simpson Lab in HER2+ breast cancer. This work has now advanced to a very promising clinical trial alongside the Garvan Institute in Sydney involving 400 patients.

We've also funded a novel study by PA Hospital Oncologist Dr Kate Cuff and Dr Adrian Wiegman into a biomarker for triple negative breast cancer.

## Prostate Cancer

Thanks to you we have continued our support of the PA campus-based Australian Prostate Cancer Research Centre of Queensland. Led by Professor Colleen Nelson, their work remains focused on solutions for men with advanced prostate cancer whose disease has become resistant to treatment.

## Emergency Medicine

We have proudly funded 10 separate research projects in the field of emergency medicine over the last two years. These include empowering emergency department staff to better treat opioid overdoses and a study aimed at reducing occupational violence against nurses and much more.





Through our connection with our valued corporate partners our community extends to more than 10,000 supporters all over Queensland, from as far north as **Cairns**, west to **Mt Isa** and south to Tweed Heads, and also reaches interstate to **NSW, Victoria** and **South Australia**.

## Our Foundation Community



## We support:



**PA Research Foundation acknowledges and thanks our current board member Mr Robert Bowen AO for over a decade of service as the chair of our board.**

During Robert's time as chair more than \$20 million has been invested into progressing vital medical research.

# The power of giving

**You and our amazing community of donors showed us just how much you care over the last two years and we can't thank you enough.**

Because of you we've invested more than \$2 million into research into cancer and other serious diseases and close to \$1 million into initiatives that support patients at the PA to have better outcomes. Thanks to you we've also acquired several pieces of vital equipment that will help save lives.

Everyone is entitled to a healthier future and your support helps not only increase survival rates but quality of life after treatment.

**Thanks to you we've been able to play a role in delivering both a healthier future and a better quality of life for countless patients.**

Just as we are always blown away by the generosity of those who can give larger gifts, we are also thankful for those who give what they can spare when we reach out to them or when they visit the hospital. We are also incredibly lucky to have a community of people who commit to a small amount each month, allowing us the certainty to innovate and plan ahead.

For more information on becoming a regular giver or donating to the Foundation email [general@pafoundation.org.au](mailto:general@pafoundation.org.au)

## A lasting legacy

Robert And Janine Fiumara



Robert and Janine Fiumara are proud supporters of the PA Research Foundation.

**When Robert and Janine Fiumara started considering who they would leave a bequest to in their wills, they knew they wanted to have a lasting impact that would change lives.**

Once the Clayfield couple took a tour of the PA Hospital they were quickly moved and convinced the PA Research Foundation was the right place for them.

Following a health scare for Robert, Janine began the conversation with Robert about the couple's wills and how they would leave a long-term legacy, a chat that resulted in a meeting to speak with their financial advisor.

"My financial advisor said to me, 'what do you want to do with portions of your money and estate when you pass away?' and I thought, you know what? I'd like to give to an organisation, or to a hospital and know it's going to a very worthy cause," Robert said.

"At the time I looked into it and I thought about the PA Hospital and the PA Research Foundation.

"I did some of my own research, and I had heard of the work done at the PA Foundation, so I made an appointment to visit. This resulted in a walk around with PA Research Foundation, Chief Executive Officer Damian

Topp. Janine and I were so impressed after our walk and in talking to Damian, and it just went from there."

Robert and Janine said the extent of the work the PA Research Foundation does, and the calibre of the staff both at the PA Hospital campus and within the Foundation itself was a key factor in their decision.

A key event on the couple's calendar each year is the Metro South Health Research Awards where they enjoy meeting the PA Research Foundation award recipients and learning about the work their generosity goes towards.

**"Everything they showed us and the amount of work that they do, and the intelligence of the people that they've got there doing the research and all the good they're doing for people is just amazing and it's all happening here in Brisbane," Janine said.**

"It's just unbelievable when you go to the research award nights and all the amazing minds in the room, you feel quite humble about the whole thing.

"The scope of the work that gets done there at PA and the people, it just blew us away. The dedication of the doctors, the researchers, the people that work there, it just was so inspiring, and they are matched by the staff at the Foundation, they're all just incredible."

Learn more about leaving a gift in your will or in memory of a loved one.

Visit [www.pafoundation.org.au](http://www.pafoundation.org.au)

Email [carolyns@pafoundation.org.au](mailto:carolyns@pafoundation.org.au)

Call 0484 866 041

Use your mobile phone to scan the QR code





# Their place to give

For many members of our community the way they choose to give back is by raising funds in their own networks of family and friends and by taking part in fundraising events.

Over the last two years, more than \$350,000 was raised by over 60 passionate people who chose community fundraising as their way to give back and say thanks to the PA.

**Community fundraising events and campaigns including Smiddy Fun Week, Dry July, Bridge to Brisbane and our Team PARF peer to peer fundraising platform collectively raised over \$100,000.**

We were privileged to help facilitate and stage an incredible event in the PA foyer in 2022. The Million Metres for Melanoma event saw a group of PA-based clinicians row more than a million metres as a team in under 57 hours to break a Guinness World Record and raise more than \$250,000 for melanoma research on the PA campus by the University of Queensland Dermatology Research Centre.



For more ways you can help us to advance medical research and support hospital patients scan the code here or email us on [general@pafoundation.org.au](mailto:general@pafoundation.org.au)





# Giving in your community



## Project Pink

Breast cancer is the second leading cause of cancer related deaths in women in Australia.

5-year survival rates have increased from 76% in the early 90's to 92% but there is still more to do to provide personalised treatment options and improve quality of life after treatment.

Research into new and better ways to treat breast cancer has received a significant boost thanks to our annual breast cancer fundraising campaign, Project Pink.

Each year, our corporate partners, members of the public and hospital staff engage their networks and fundraise to give hope to the 20,000+ people who are diagnosed with breast cancer each year in Australia.

Since its humble beginnings in 2010, Project Pink has raised more than \$4,388,000 for breast cancer research.

## PA Giving Day

Our annual PA Giving Day campaign continues to grow from strength to strength since its inception in 2019.

In the past two years, more than \$866,624 has been raised by teams on the PA campus. Each team jumped at the chance to advance their research or help better support their patients, thanks to matched funding from some of our generous major donors.

**Over 750 individuals just like you donate to our PA Giving Day each year.**



## MANDATE

22% of all new male cancer diagnoses in Australia are prostate cancer, and the Foundation, through our men's health initiative MANDATE, remains committed to research aimed at giving us all more time with our fathers, brothers, nephews, uncles and friends.

As early detection is key to a more positive prognosis, MANDATE isn't just about raising funds for innovative research, but also encourages men to open up about their health and go to their GP if something doesn't seem right.

Since the inaugural campaign in 2012 over \$1,403,000 has been raised through MANDATE, thanks to the support of corporate partners and driven community members.

Total Raised in 2021 and 2022:  
**\$10,235,211**

# Novel research into aggressive breast cancer

**Representing around 15% of all breast cancers, triple negative breast cancer is a particularly aggressive form of breast cancer which sadly claims many lives each and every year - thankfully a promising new study at the PA Hospital campus, made possible by you, offers hope.**

Triple negative breast cancer patients can be treated with chemotherapy, radiation and surgery, however sadly for some patients their cancer comes back. The 2022 study led by PA Hospital Oncologist Dr Kate Cuff and researcher Dr Adrian Wiegmans may be the first step in unlocking why.

The research aims to test a specific biomarker in the blood of triple negative patients that is inherently linked to chemotherapy resistant breast cancer. Blood samples are taken before patients start chemotherapy and after completion of chemotherapy. Dr Wiegmans' hypothesis is that patients with lower levels of the biomarker in their blood have better outcomes from their chemotherapy.

Dr Wiegmans said he believes the biomarker will be a new way to predict the effectiveness of different chemotherapies in triple negative patients.

**Highlighting the importance of the study is the fact that patients with this form of breast cancer lack three common breast cancer receptors in estrogen, progesterone and HER2. These receptors allow clinicians the option to treat breast cancer with targeted therapies such as hormone therapy and immunotherapy, leaving chemotherapy, radiation and surgery as the only treatment options for triple negative breast cancer patients.**

"They do respond to chemotherapy but it's a particular aggressive subtype that tends to occur in younger women and is more likely to reoccur despite treatment. It behaves quite differently to ER positive or HER2 positive breast cancer," Dr Cuff said.

"Chemotherapy causes damage to DNA, that's the cytotoxic part of it, it breaks it down and what cells do is turn on the DNA repair mechanism and what we have found is the patients who are therapy resistant actually have a very high level of DNA repair. It makes the chemotherapy not work because the cytotoxic activity is being nulled by the amount of repair," Dr Wiegmans said.

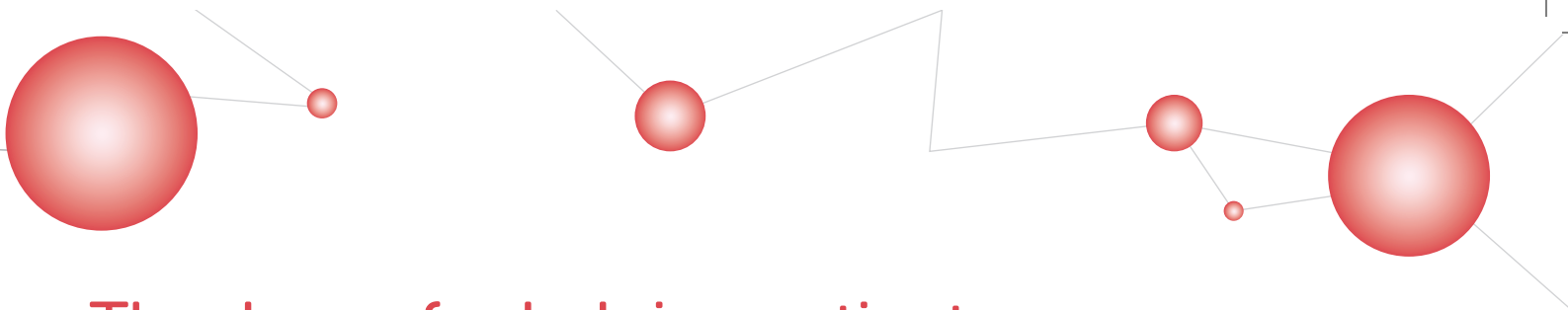


“

“Thank you to all the donors because this is the culmination of probably 10 years of my work. Just learning about the way the cells deal with chemotherapy and trying to understand the DNA repair pathways and coming up with something novel to help patients with the poorest outcomes.”  
- Dr Adrian Wiegmans

“Donors and supporters of the Foundation have made it possible to get this prospective trial happening, it has taken it from the lab and into the clinic, that wouldn't have happened without the Foundation.” - Dr Kate Cuff

”



# Thank you for helping patients recover

Every week at the PA we are blessed to meet people who tell us just how well the PA Hospital took care of them, and who tell us that the PA will always be their hospital of choice in the future.

Much of that gratitude is down to your incredible generosity, which has enabled us to fund initiatives that have helped patients to have a better overall hospital experience and get home sooner to those they love.

By making the PA Foundation your place to give, you've helped us deliver on our mission to ensure patients are receiving the best possible care.

## Thanks to you we have supported:



**High speed Wi-Fi** in four key hospital departments



**Exercise equipment** for cancer patients



**Telehealth research project** on benefits of exercise for people with cancer



**Funding** for the PA Hospital to employ a first nations cancer nurse navigator



**Music devices, comfy couches, smart TVs** and **phone charging stations** for patients undergoing radiation treatment for cancer



**E-writers** to help non-verbal patients communicate with their treatment teams

# Keeping families connected

**Imagine your mind was your only real escape from the monotony of being stuck in a wheelchair or hospital bed for months on end, but you couldn't access decent internet to stimulate your mind or pass the time.**

PA Hospital's Spinal Injury Unit patients have always had to use their own mobile data to use the internet, until the Foundation stepped up to get high-speed broadband installed for the benefit of patients and staff.

The installation of state of the art, high-speed 1 gigabyte download, and upload Wi-Fi connection means patients can now take their mind off their treatment by accessing the internet to watch movies and TV shows, connect with family and friends, search the web and much more all at the click of a button.

Joyce Uganzi who was a patient in the unit for six months, said having access to high-speed broadband made her stay at PA easier, and allowed her to keep her mobile data separate to keep in touch with family members in Gambia.

**"It would be very hard without the Wi-Fi because we're spending maybe three hours in therapies and doing stuff, but most of the afternoons, we're just hanging out in our rooms, so it does help. It makes a huge difference,"** Joyce said.

Nursing Unit Manager Elizabeth Walter said her patients have been taking advantage of the high-speed broadband at every opportunity.

"High-speed Wi-Fi allows the patients to not only access entertainment but rehabilitate and get back home sooner, as it allows them to learn to do things online such as shopping which they will have to do when they do head home," she said.

Thanks to you and our amazing community, Wi-Fi has also been installed in the Brain Injury Rehabilitation Unit, Cancer Services Department and Radiation Oncology for the benefit of patients and their families and for staff.



PA Hospital patient Joyce Uganzi with PA Spinal Injury Unit Manager Elizabeth Walter. Joyce said the Wi-Fi in the Unit helped her stay connected to family and friends in Gambia and Australia.

# PA a world leader thanks to you

State health budgets can only stretch so far, but thanks to you we've been able to fund several pieces of equipment and infrastructure at the PA Hospital campus.

These purchases will not only save lives, they will help to train the next generation of researchers and clinicians so patients can benefit for decades to come. These pieces of equipment are the perfect example of why we say, "When you give you save".

## Donors bring new hope to Amyloidosis patients

**The dedication of a group of amyloidosis patients, led by advocate Neil Gibson, has brought a game changing piece of equipment to the PA Hospital campus.**

A rare disease that occurs when a protein called amyloid builds up in organs, amyloidosis can make organs not work properly. Affected organs can include the heart, kidneys, liver, spleen, nervous system, and digestive tract. The condition can also occur with other diseases.

Installed at the Translational Research Institute on the PA Hospital grounds, the LEICA LMD7 Microscope allows researchers to do a highly specialised test to determine which type of amyloidosis a patient has. The microscope can cut a small piece of amyloid out of a tissue sample that can then be run through a mass spectrometer. The results are then used to inform clinicians on the best treatments to give each patient.

"We call this new test an amyloid subtyping assay. From the sample that we cut out using the microscope, the mass spectrometer tells us what protein is causing the amyloid deposit. This test is not available anywhere else in Australia. We have been developing the assay for about 10 years with help from a lot of people including the PA Research Foundation," PA Hospital's Professor Peter Mollee said.

"For most patients, the diagnosis of amyloidosis relies on finding amyloid


deposits in a tissue biopsy, often taken from an organ that is not working properly. A patient will have a biopsy and it will show an amyloid deposit, but the next step is to work out what protein is causing that amyloid deposit.

"Working out the type of amyloidosis is critical to getting the right treatment. There are over 30 different proteins which can cause amyloidosis, meaning there's over 30 different types of amyloidosis.

"We have tests to identify the type of protein in amyloid deposits, but they only work in some cases and can often be misleading. This new amyloid subtyping assay is considered the "gold standard" test for correctly diagnosing the type of amyloidosis that a patient has. Getting the correct diagnosis is so important, because if you get the diagnosis wrong you get the treatment wrong. Treatments for various types of amyloidosis are very different and can vary from chemotherapy to an organ transplant or genetic therapy.

**"Not only do those treatments have problematic side effects if given to the wrong person, but they won't work, and many are also extraordinarily expensive. This new test enables clinicians to get the diagnosis right and give the right treatment to the right patient."**

Professor Mollee said clinicians from across the country will be able to send samples for testing, meaning



thousands of patients will benefit from improved outcomes.

Neil Gibson, who sadly passed in 2022, was a tireless advocate for more research funding to help amyloidosis patients, and through his and others fundraising efforts, the PA Research Foundation contributed \$100,000 towards the purchase of the microscope which is valued at \$350,000.

Professor Mollee said he and his fellow clinicians and amyloidosis researchers were incredibly grateful to Neil and for the generosity of all the Foundation's donors, adding that he plans to name the microscope 'The Neil' in Mr Gibson's honour.

**“Amyloidosis is a rare disease, so funding to support patient care, diagnosis and research can be hard to find. When you have a group of patients willing to put time and effort into something that is vitally important like this microscope, which is a critical piece of equipment, it will help every amyloidosis patient not just at the PA Hospital but all over the country.”**



*You help make our staff  
the very best*

**When PA campus staff and scientists have the latest information and knowledge and are given opportunities to network and collaborate, amazing progress happens in terms of treatment options and patient care.**

It's the patients who are front of mind and it's the patients who truly benefit, by the collaboration of the PA community. That is why we will always be thankful to you for helping us to empower clinicians, researchers, nurses and allied health professionals to learn and grow in their careers.

**We've seen firsthand the lives that have been saved by collaboration by the PA's multidisciplinary teams and that is why we're passionate about helping the PA to maintain its status as a leader and innovator in healthcare.**

Thanks to all who choose the Foundation as their place to give we have been able to drive better patient outcomes through the education of staff and researchers in a number of ways. Notably through our support of numerous conferences such as the annual Brisbane Cancer Conference, a gathering of 2000 health professionals and cancer researchers from across Australia and overseas, to discuss the latest treatments and discoveries in cancer research.


Because you give, we support 18 medical events and conferences each year, as well as World Head and Neck Cancer Day and the Australian Amyloidosis Network Workshops in five states.

Thanks to you we have supported the following conferences, events and staff education opportunities in 2021 and 2022:

- Brisbane Cancer Conference
- Multi-Omics 2022 Conference
- Introduction to Rehabilitation Nursing Workshops
- PA Hospital Symposium
- Brisbane Intensive Care Medicine Courses
- Intensive Care BASIC Course
- Supporting deaf individuals with complex needs in mental health
- Mind and Body Balance Workshop
- Functional Neurological Disorder Symposium
- PAnaesthesia Anaesthetics Conference
- Head and Neck Cancer Symposium
- Head and Neck Cadaver Dissection Course.

Total number of attendees:  
**9,087**





# Training the eye surgeons of tomorrow

**Chances are if you had a cataract operation in Queensland recently your ophthalmologist underwent a key required section of their training at the PA Hospital.**

Thanks to you helping us to provide significant co-funding, the PA's Ophthalmology Department is home to an Eyesi Surgical Simulator which is used to train the next generation of Queensland ophthalmologists.

The machine was acquired in 2020 during the height of the Covid-19 pandemic, which meant unfortunately it was unable to be used for six months before the Germany based manufacturers of the simulator were able to upload required updates and the latest training modules.

But from 2021 onwards first year ophthalmology registrars from across Queensland have been undergoing training using the simulator, which trains firstly hand eye coordination before moving gradually through modules to the final module which is simulated cataract surgery.

Director of the PA Hospital's Ophthalmology Department Dr Lily Ooi said though the Eyesi machine can also train retina surgery, its main use is in preparing first year registrars for surgery on patients by refining their fine motor skills.

"It is now a part of the required training by the College of Ophthalmologists for registrars before they can undertake cataract and retina surgery," she said.

"The microscope is used primarily to train hand and eye coordination, the basic training program gets them used to the microscope and to practice their hand and eye coordination and understanding of where their hand is while looking through the microscope. That is a very important practice to undertake.

"The first year registrars cannot do a live surgery unless they have achieved a basic level on the simulator. They have to achieve 80% on the cataract surgery simulation for three consecutive attempts and more than 80% before they are allowed to operate on live patients.

"We also can train new overseas fellows who've applied for a position at the PA. We can have them perform operations on the simulator to see if they are up to the Australian standards before they start."

Dr Ooi said the support of this unique piece of equipment, which also runs through Wi-Fi supplied by the Foundation has contributed to improved patient safety across Queensland.



**The Foundation's donors should know that through their support in co-funding this simulator they have greatly improved patient safety.**



# Get in touch

**PA Research Foundation**

[www.pafoundation.org.au](http://www.pafoundation.org.au)

Phone 07 3180 1840

Email [general@pafoundation.org.au](mailto:general@pafoundation.org.au)

Be sure to follow us on all our social media channels:

**Twitter** @PARFoundation

**Facebook** @paresearchfoundation

**Instagram** @paresearchfoundation

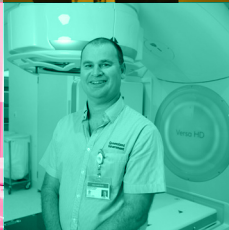
**LinkedIn** @PA Research Foundation

**YouTube** @PafoundationOrgAu

Our campaigns on Facebook:

**Project Pink** @projectpinkprettyagain

**MANDATE** @mandatemenshealth




**PA** Research Foundation  
 THANK YOU FOR MAKING THE PA  
*your place to give*

